



DTL-SX-W6

65W



FEATURES:

- Meets Energy Star efficiency level 6
- 3-pole IEC320-C14 AC inlet I
- No load power consumption <210mW
- Power ON LED indicator
- Short Circuit Protection
- Over-load Protection
- Over voltage protection
- 3 year warranty



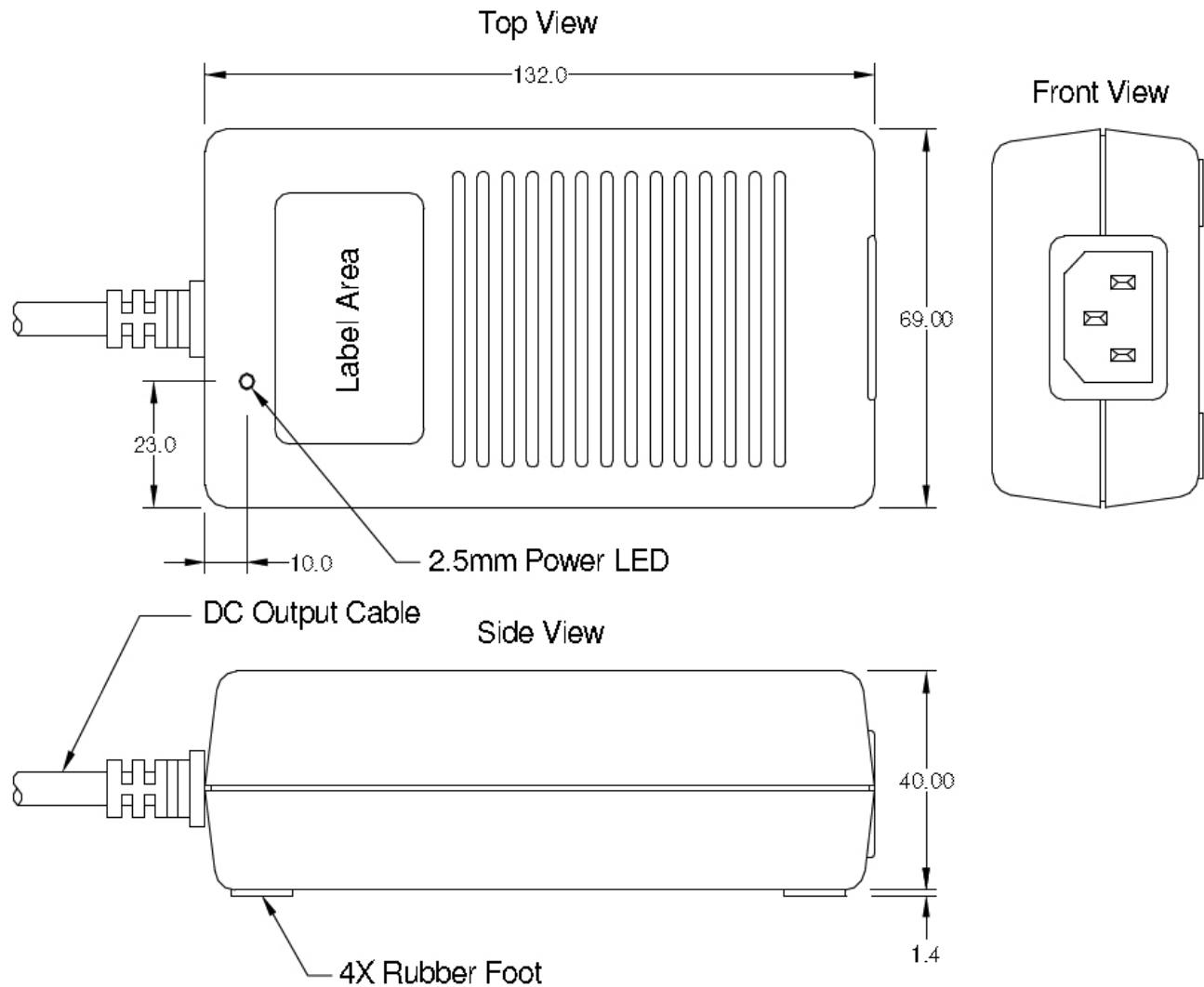
MODEL/CHANNEL		Unit	DTL65-05 SX-W6	DTL65-12 SX-W6	DTL65-15 SX-W6	DTL65-19 SX-W6	DTL65-24 SX-W6	DTL65-36 SX-W6	DTL65-48 SX-W6
OUTPUT	Output Voltage	Vdc	5	12	15	19	24	36	48
	Output Current	A	8	5.41	4.33	3.43	2.71	1.81	1.36
	Ripple & Noise(max) *3	mS	±1% of output						
	O/P Regulation	mA	65						
	Output Power	%	±5% of output						
	Hold-up time	mS	>10ms typical at full load @ 115VAC						
INPUT	Input Voltage	Vac	90-264VAC						
	Input Current	A	2A @ 90Vac; 1A@ 264Vac max.						
	Input Frequency	Hz	47-63Hz						
	Inrush Current	-	<50A peak@ 115VAC <100A peak@23VAC						
	Efficiency (typical) *2	mA	>88% @ average load, 115/230VAC						
Protection	Over Load Protection	-	Auto Recover						
	Over Voltage Protection	-	Shutdown and latch off, AC Recycle						
	Short circuit protection	-	Auto Recover						
Environmental Agencies	Safety	-	UL 62368-1 TUV EN62368-1 CB IEC 62368-1						
	EMC Standards	-	FCC Class B EN 55032 Class B EN 55035 Class B CE						
	MTBF	-	> 430,000 hours @full load and 25°C ambient temperature based on Telcordia SR-332(Bellcore)						
Environment	Operating Temperature	-	0 to +70°C (derate linearly by 2.5% per °C from 51° to 70°C)						
	Operating Humidity	-	10%~90%						
	Storage Temperature	-	-10 to +85°C						
Dimension	Size(WxHxD) / Weight	mm/g	L132xW69xH40mm/440g						





MECHANICAL DIMENSIONS

65W



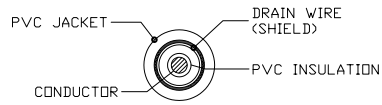
- Note:
1. AC Inlet : IEC320-C14
 2. Plastic Case Color : Black
 3. Tolerance : $\pm 0.5\text{mm}$
 4. Unit : mm



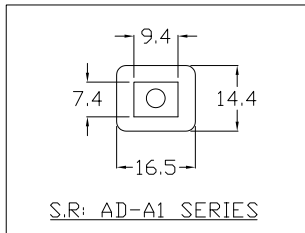
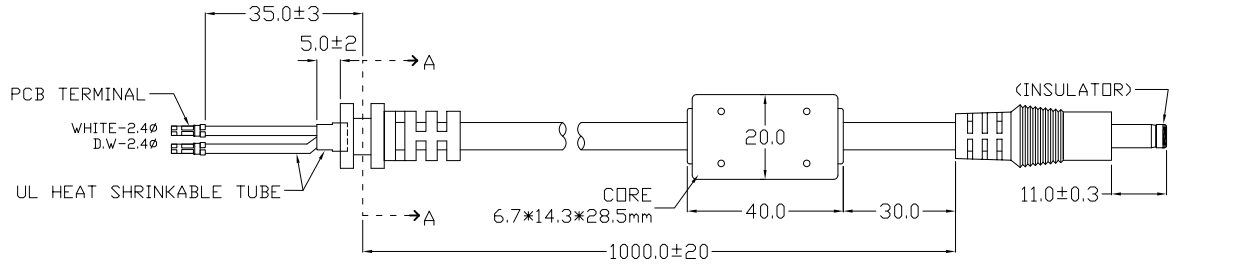
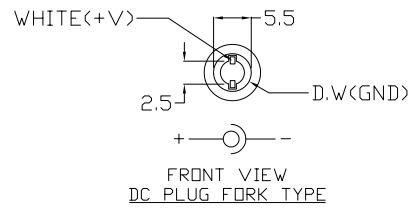


MECHANICAL DIMENSIONS

65W



[1185#16AWG 1C+1(16AWG)]
SECTIONAL DRAWING



SECTION A-A

