



ETA-USA

THE POWER PROFESSIONALS

PFT300-xxSX-F-W6

300Watt AC/DC Power Supply



FEATURES

- Efficiency : > 93% typical @full load
- No Fan
- No Load Consumption <500mW
- 6" X 4" footprint
- Altitude during operation: ITE up to 5000m , Medical below 3000m
- Touch current: < 100uA @ 264VAC
- Black Anodized Chassis
- 3 years Warranty

		UNIT	
Input	Voltage/Freq	V	AC90V - 264V 47 / 63Hz
	Current (rms).	A	8A@115VAC; 4A @230 VAC Max.
	Power Factor	-	> 0.95 @115VAC; > 0.90 @230VAC @full load
	Inrush Current	A	< 40A peak @115VAC; < 80A peak @230VAC cold start @25°C
	Leakage Current	uA	Touch current < 100uA @264VAC.

		PFT300-12SX-FW6 PFT300-24SX-FW6 PFT300-28SX-FW6 PFT300-36SX-FW6 PFT150-48SX-FW6					
Output	Nominal Voltage	VDC	12	24	28	36	48
	Efficiency (Typ)	%	93	93	93	93	93
	Current @115 VAC (w/o fan) @230 VAC	A	25	12.50	10.72	8.34	6.25
		A	28.33	14.17	12.14	9.44	7.08
	w/ 30CFM fan	A	50	25	21.43	16.67	
	Regulation	%	+/-3%	+/-3%	+/-3%	+/-2%	+/-2%
	Ripple Noise	mV	180 max	240 max	280 max	300 max	300 max
	Short circuit protection		Auto Recovery				
	Holdup-Time	mS	> 10ms typical 80% @full load, 115VAC				
	Switching frequency		65 to 75Khz @ full load				

Protection	Over Voltage	Latching type, AC Recycle
	Over Power	105% to 150% maximum rating, Auto-recovery
	MTBF	> 200,000 hours @full load and 25°C ambient temperature per Telcordia (Bellcore TR-332).
Safety	Safety Performance	IEC 62368-1 : 2014 (Second Edition)EN 62368-1 : 2014 + A11UL 62368-1, 2nd Edition, 2014-12-01; IEC 60601-1:2005+A1:2012; EN 60601-1:2006+A1:2013; ANSI/AAMI ES60601-1:2005/(R)2012+A1:2012, C1:2009/(R)2012+A2:2010/(R)2012; CSA C22.2 NO.



ETA-USA

16170 Vineyard Blvd, Suite 180 Morgan Hill, CA 95037 <http://www.eta-usa.com>
 Toll-free (US only): 800-ETA-POWR (800-382-7697) Telephone: 408 778-2793 FAX: 408-779-2753



ETA-USA

THE POWER PROFESSIONALS

		60601-1:14, 3 rd edition	
EMC		EN60601-1-2, EN55011 Class B, EN55032 Class B, EN55035 FCC Part 15 Class B, FCC Part 18 Class B CE; EN 60601-1-2:2015; EN 55011:2009+A1:2010; FCC 47 CFR Part	
Insulation Level Dielectric (Hi Pot)	Meets both ITE and Medical Requirement		
		Isolation Voltage	Insulation/MOPP
ITE	Primary to Secondary	4242Vdc (3000Vac)	Reinforced
	Primary to Ground	2121Vdc (1500Vac)	Basic
	Secondary to Ground	2121Vdc (1500Vac)	Basic
Medical	Primary to Secondary	5656Vdc (4000Vac)	2 MOPP
	Primary to Ground:	2121Vdc (1500Vac)	1 MOPP
	Secondary to Ground	2121Vdc (1500Vac)	1 MOPP
Environment	Operating Temperature	-20 to +70°C (refer to derating curve)	
	Storage Temperature	-20 ~ +85°C,	
	Operating Humidity	Non-condensing 10% to 95%	
MTBF		>200,000 hours @full load and 25°C ambient temperature per Telcordia (Bellcore TR-332).	
Size	Dimensions	L152.4 × W101.6 × H43.5 mm (6.00" x 4.00" x 1.72")	
	Weight	0.70 kgs. (1.55 lbs)	

*

1. Ripple and noise are measured at oscilloscope 20MHz bandwidth by a 10uF electrolytic capacitor and a 0.1uF ceramic capacitor in parallel at output connector
2. Ripple and noise are measured at oscilloscope 20MHz bandwidth by a 10uF electrolytic capacitor and a 0.1uF ceramic capacitor in parallel at output connector
3. The switching frequency of this series is set within 65 to 75KHz at full load
4. The output voltage is set by manufacturer



ETA-USA

16170 Vineyard Blvd, Suite 180 Morgan Hill, CA 95037 <http://www.eta-usa.com>
Toll-free (US only): 800-ETA-POWER (800-382-7697) Telephone: 408 778-2793 FAX: 408-779-2753



ETA-USA

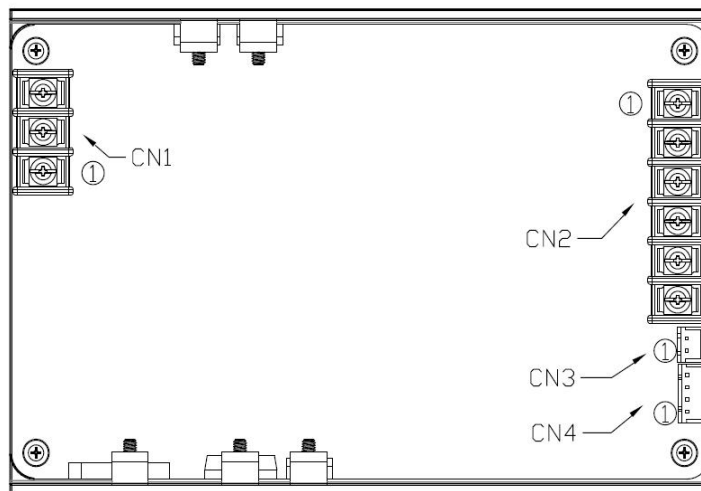
THE POWER PROFESSIONALS

Input/Output Connections

AC Input

CN1 : Input Connector
Terminal Block Type
3-Pole Terminal block (pitch : 8.25mm)
Rate 20A/300V or equivalent

Pin #	Signal
1	AC Line
2	AC Neutral
3	Frame Ground



DC Output

CN2 : Main Output Connector
Terminal Block Type
6-Pole Terminal block (pitch : 8.25mm)
Rate 20A/300V or equivalent

Pin #	Signal
1	GND
2	GND
3	GND
4	+Vout
5	+Vout
6	+Vout



ETA-USA

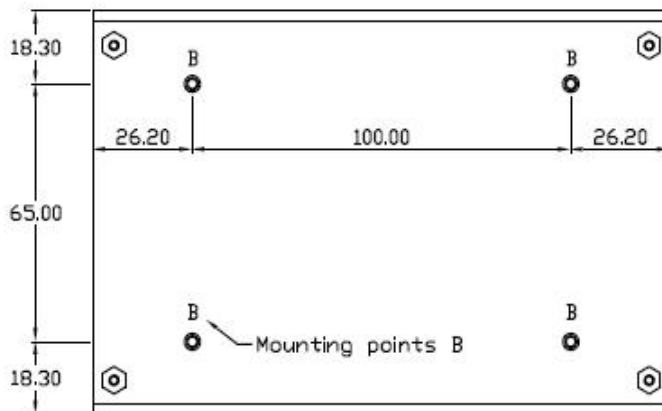
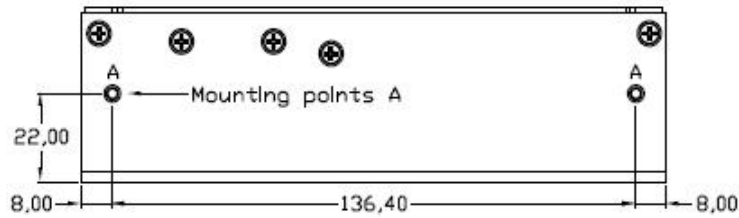
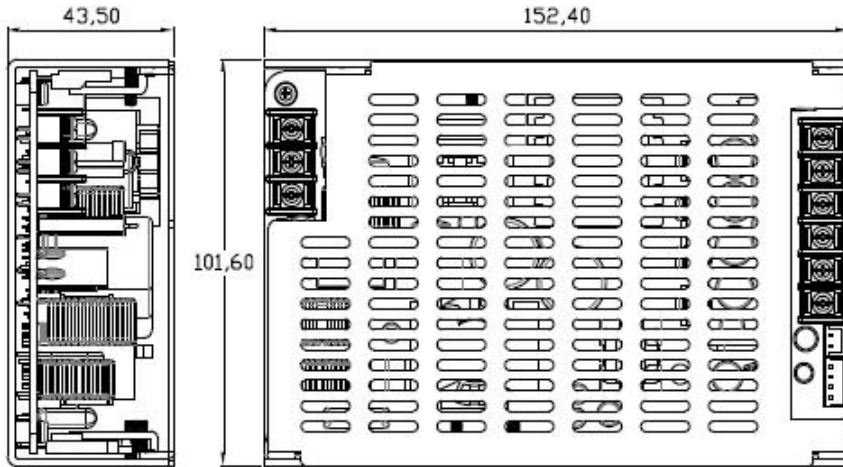
16170 Vineyard Blvd, Suite 180 Morgan Hill, CA 95037 <http://www.eta-usa.com>
Toll-free (US only): 800-ETA-POWR (800-382-7697) Telephone: 408 778-2793 FAX: 408-779-2753



ETA-USA

THE POWER PROFESSIONALS

Dimensional Drawing



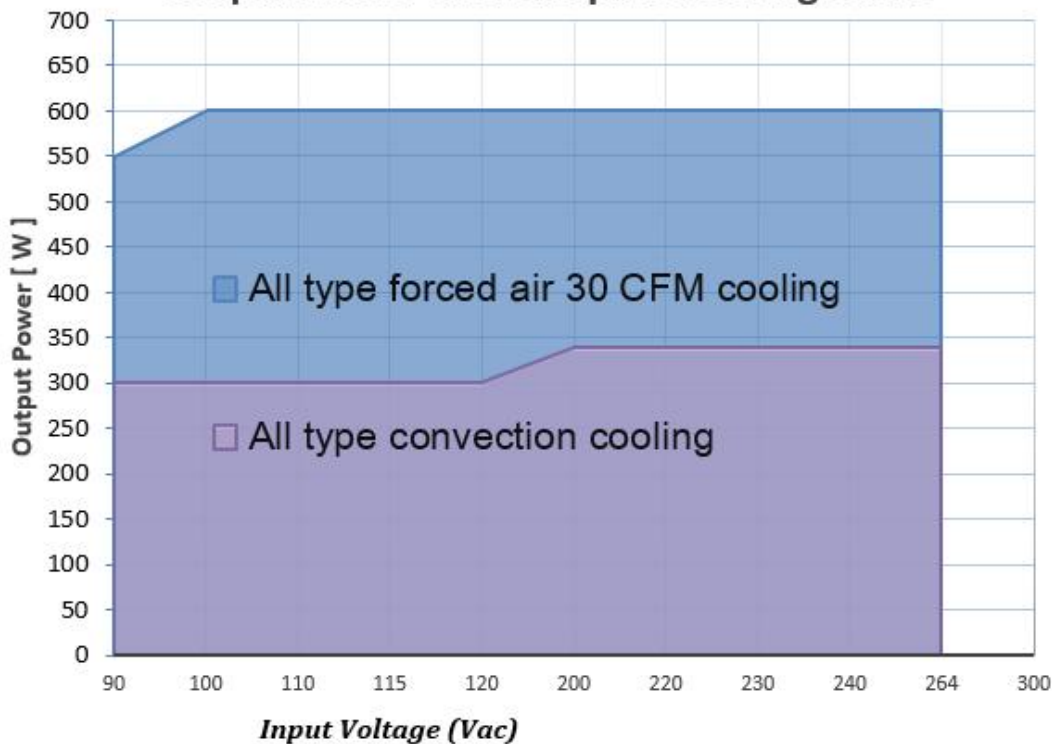
ETA-USA

16170 Vineyard Blvd, Suite 180 Morgan Hill, CA 95037 <http://www.eta-usa.com>
Toll-free (US only): 800-ETA-POWR (800-382-7697) Telephone: 408 778-2793 FAX: 408-779-2753



DERATING CURVE

Output Power vs. AC Input Derating Curve



Output Power vs. Ambient Temp. Derating Curve

