



## MTE175-zzSX-F-W6

## 175 Watt AC/DC Medical Adapter



- FEATURES**
- DOE VI & EU ErP TIER2 COMPLIANT
  - Medical 60601-1 3.1rd Edition approval
  - 2X MOPP (means of patient protection)
  - 5,000m altitude of operation
  - $\leq 0.15W$  No Load Input Power
  - Touch current less than 100 uA
  - 3-pin IEC320-C14 standard model, C6 Class I and 2-pin IEC320-C18 or C8 Class II models available special order
- 2 years Warranty**



		UNIT		
<b>INPUT</b>	<b>Voltage/Freq</b>	V	AC90V - 264V	47 / 63Hz
	<b>Current (rms).</b>	A	2.5A @115VAC; 1.3A @230VAC max	
	<b>Power Factor</b>	-	> .95 @ 115vac; > .90@230vac @ full load	
	<b>Inrush Current</b>	A	<50A peak @115VAC; <100A peak @230VAC cold start @25 C	
	<b>Leakage Current</b>	uA	< 100uA @264VA	

		UNIT	MTE175-12SX-F-W6	MTE175-15SX-F-W6	MTE175-19SX-F-W6	MTE175-24SX-F-W6
		F-W6				
<b>OUTPUT</b>	<b>Nom Voltage</b>	VDC	12	15	19	24





!

<b>Efficiency typ</b>	%	89	89	89	89
<b>Current</b>	A	14.17	11.67	9.22	7.30
<b>Regulation</b>		+/-5%	+/-5%	+/-5%	+/-3%
<b>Ripple Noise (v1)</b>	mV	120 max	150 max	190 max	240 max

		UNIT	MTE175-28SX-F-W6	MTE175-36SX-F-W6	MTE175-48SX-F-W6	
<b>MTE175-54SX-F-W6</b>						
<b>OUTPUT</b>	<b>Nom Voltage</b>	VDC	28	36	48	54
	<b>Efficiency typ</b>	%	89	89	89	89
	<b>Current</b>	A	6.25	4.87	3.65	3.25
	<b>Regulation</b>		+/-3%	+/-3%	+/-3%	+/-3%
	<b>Ripple Noise (v1)</b>	mV	280 max	360 max	480 max	540 max
	<b>Holdup-Time</b>	mS	> 10ms typical @full load, 115VA			

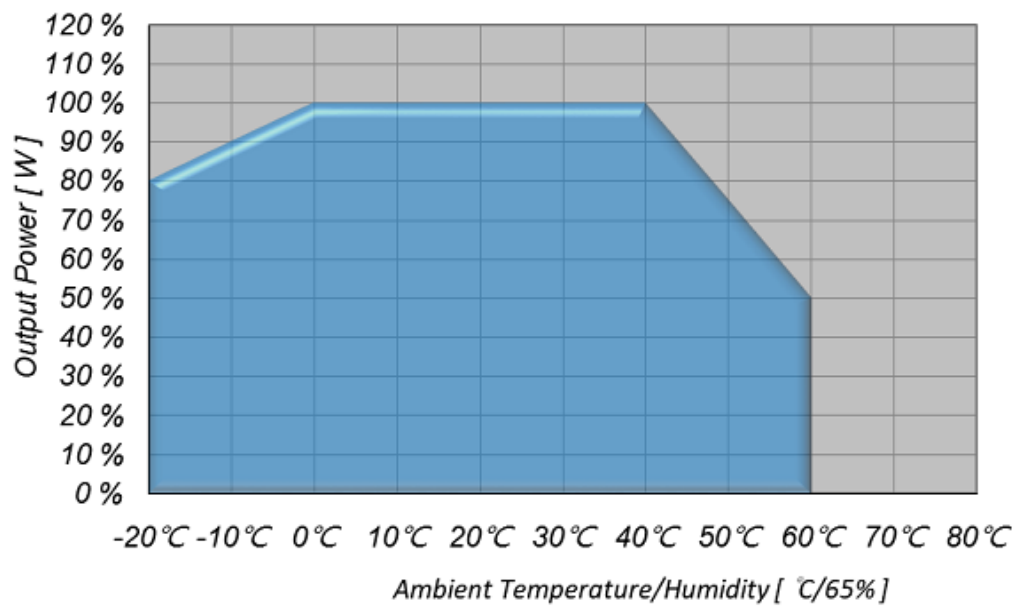
<b>Protection</b>	<b>Over Voltage</b>	Latching type, AC Recycle
	<b>Over Current</b>	105% to 150% maximum rating, Auto-recovery
<b>Emission</b>	<b>EMI/EMC</b>	IEC60601-1-2 Ed4:2014, IEC60601-1-2 Ed4:2015, EN55024, EN55011 Class B, EN55032 Class B, FCC Part 15 Class B, FCC Part 18 Class B, CE
<b>Safety</b>		UL60601-1 3.1rd , Edition, UL UL60950-1, UL62368-1, EN60601-1 3.1Rd Edition, TUV EN60950-1, TUV EN62368-1, IEC EN60601-1 3.1rd Edition, CB IEC 60950-1, CB IEC 62368-1
<b>Environment</b>	<b>Operating temp/humid</b>	-20 ~ +60°C, 0 ~ 90% RH(Non condensing) De-rates 2.5% per degree C linearly at 41-60°C)
	<b>Storage temp/humid</b>	-20 ~ +85°C,
<b>Size</b>	<b>MM/G</b>	L170 × W85 × H44 mm ( 6.69" × 3.35" × 1.73") 785 grams (1.73 lbs)
<b>MTBF</b>		400,000 hrs





- Ripple and noise are measured at oscilloscope 20MHz bandwidth by a 47uF electrolytic capacitor and a 0.1uF ceramic capacitor in parallel at output connector.

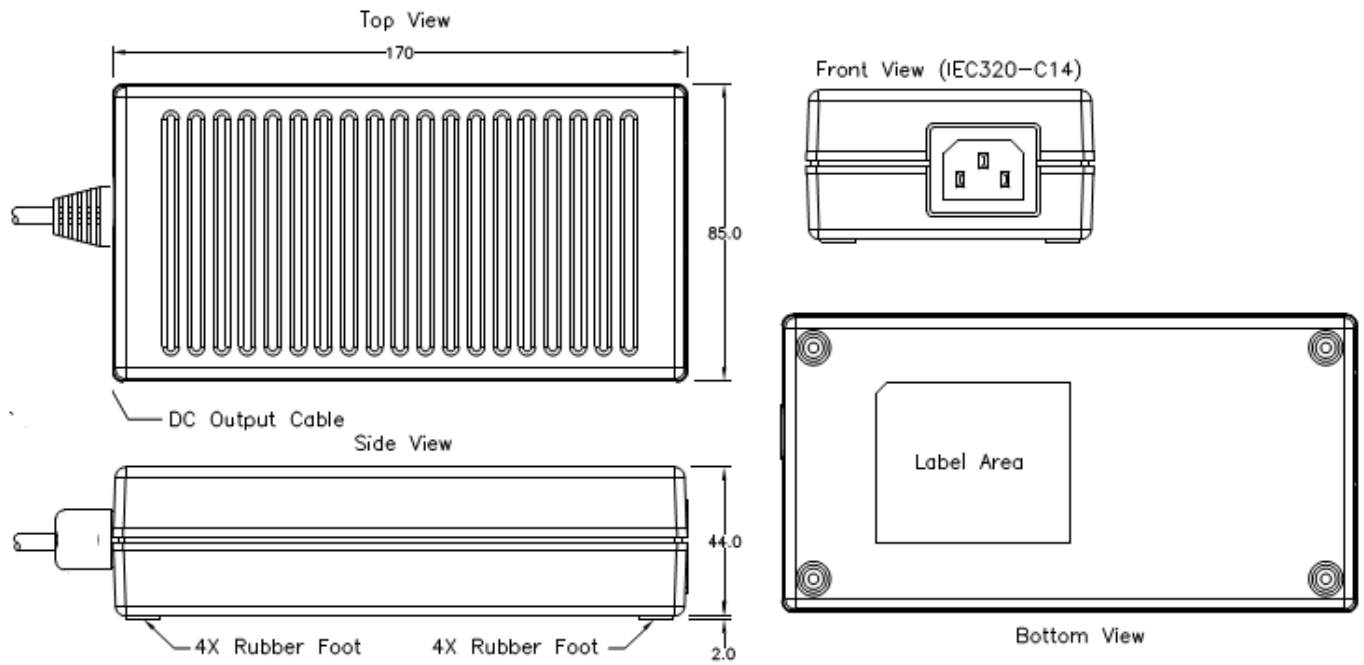
## OUTPUT DERATING CURVE



3-pin IEC320-C14 standard model, C6 Class I and 2-pin IEC320-C18 or C8 Class II models available special order

## DIMENSIONAL DRAWING

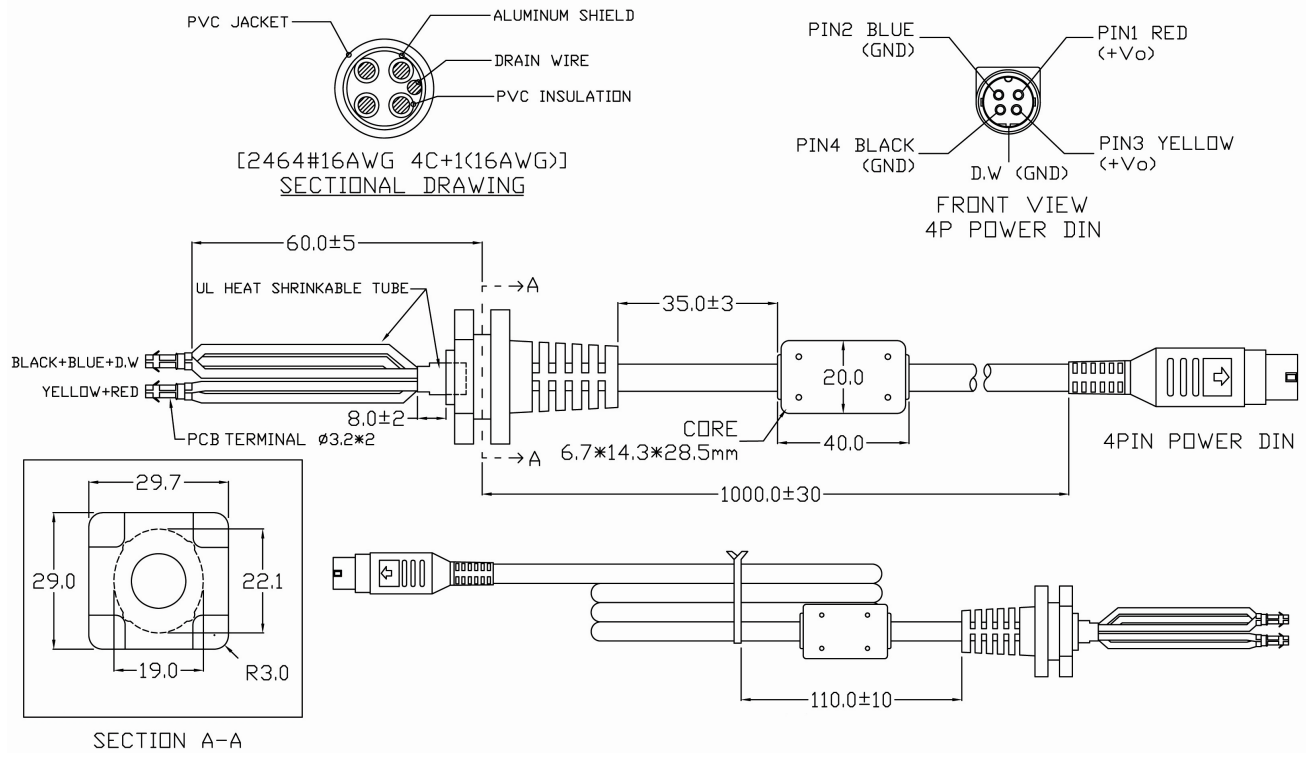




## STANDARD CONNECTOR DRAWING BELOW

(4 PIN POWER DIN)





1. AWM 2464 # 16 AWG / 3C + SHIELDING, UL 80°C 300V VW-1, 1050 mm. (12V, 15V & 19V)
2. AWM 2464 # 18 AWG / 3C + SHIELDING, UL 80°C 300V VW-1, 1050 mm. (24V, 28V, 36V, 48V & 54V)

**\*\*NOTE-** Customer specified DC connector and AC input inlet options available, inquire at [sales@eta-usa.com](mailto:sales@eta-usa.com) for more information

