

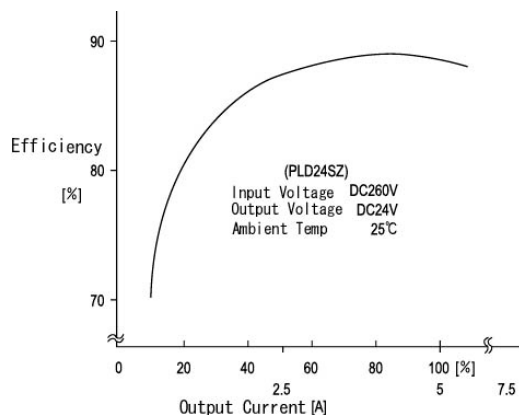
RoHS
Output Table

WATTS	SERIES	PART NUMBER	INPUT (DC)	VOLTAGE (DC)	CURRENT	EFFICIENCY
120W	PLD-SX	PLD12SZ	85V~132V	12V	9A	83%
		PLD24SZ	85V~132V	24V	5A	83%
		PLD36SZ	85V~132V	36V	3.4A	83%

Input Table

Specifications <AC/DC>	Model		
PLD**SZ	PLD12SZ	PLD24SZ	PLD36SZ
120WATTS(Peak 180W)/SINGLE			
Input Characteristic			
Input Voltage	AC100/200V		
Input Range	AC85-132/170-264V		
Input Frequency	50/60Hz		
Input Frequency Range	47-440Hz		
Phase	Single		
Inrush Current *1	15A(maximum)at AC100V/30A(maximum) at AC200V		

Efficiency Curve



PLDSZ Specification**

Specifications <AC/DC> PLD**SZ 120WATTS(Peak 180W)/SINGLE	Model		
	PLD12SZ	PLD24SZ	PLD36SZ
Output Characteristic			
Output Voltage [V]	12	24	36
Output Current [A]	9(Peak 15.0)	5.0(Peak 7.5)	3.4(Peak 5.0)
Voltage Adjust Range	+/- 10% of Rated Output Voltage(at no load within the input range)		
Ripple and Noise [mVp-p](maximum) *3	220	340	460
Regulation			
Statistic Line Regulation [mV](maximum)	96	192	288
Statistic Load Regulation [mV](maximum)	108	216	324
Temperature Coefficient *4	0.03%/°C		
Drift[mV](maximum) *5	75	135	195
Dynamic Load Regulation [mV](typical) *6	360	720	1080
Recovery Time *6	0.5mS(typical)		
Rise up time	500mS(maximum) at 25°C and rated input/output		
Hold up time	20mS(minimum) at 25°C and rated input/output		
Functions			
Overcurrent Protection [A](minimum)	Current Limiting with automatic recovery		
	15.5	7.5	5.0
Overvoltage Protection $\geq 110\%$ of Rated Output Voltage[V]	Output shutdown (to reset, leave 1minute after shut-off)		
	13.2	26.4	39.6
Remote Sense	not available		
Parallel/series Operation	not available		
Environmental			
Operating Temperature *7	0 to +50°C		
Operating Humidity	85%RH(non-condensing)		
Storage Temperature	-40 to +85°C		
Storage Humidity	85%RH(non-condensing)		
Withstanding Voltage	Primary-Secondary AC2,500V for 1minute		
	Primary-Frame Ground AC2,500V for 1minute		
	Secondary-Frame Ground AC500V for 1minute		
Isolation Resistance	Primary-Secondary-Frame Ground 50M Ω (minimum) by DC500V insulation tester		
Vibration	5-10Hz:10mm double amplitude,10-55Hz:19.6m/s ² ,20minutes' period for 60minutes each along X,Y,Z axes(non-operating)		
Shock	294m/s ²		
Cooling	Convection		
? Leakage Current	1mA(maximum) at 25°C, rated input/output and rated input frequency		
? Line Conducted Noise	Built to meet FCC Part15-B Class B		
? Safety			
Weight (typical)	490g/enclosed type:600g		
? MTBF [H]	620,000		
? Switching Frequency[kHz](typical)	80		

Conditions:

*1 at cold start

*2 at AC100/200V input and at 25°C

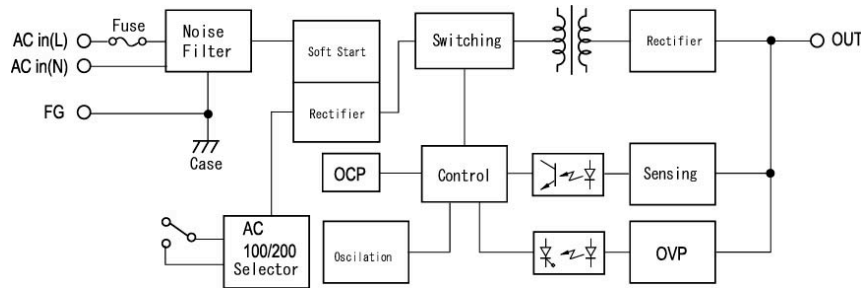
*3 measured by a bayonet probe at output connector at 0 to 100MHz bandwidth

*4 at -5 to +50°C

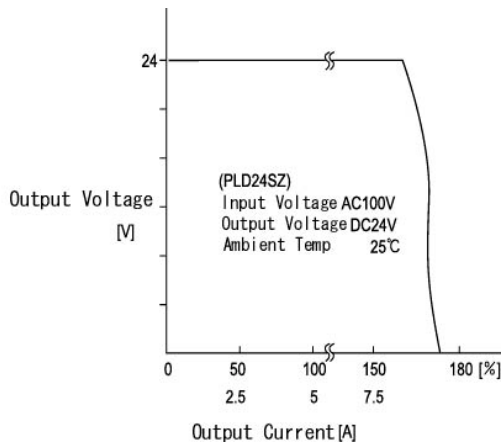
*5 for 7hour period after 1hour warm-up at 25°C and rated input/output

*6 when output current changed from 25% and 75% of rated output current rapidly at AC100/200V input

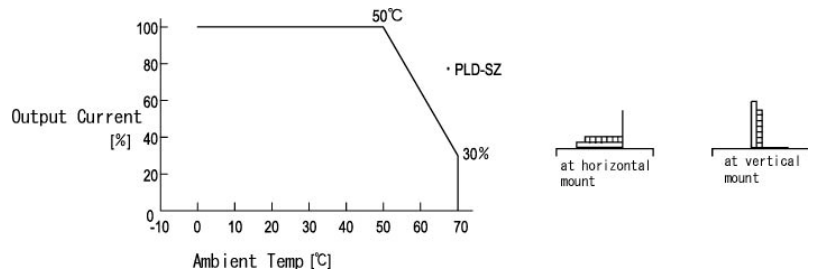
Block Diagram



OCP Curve



Derating Curve



Dimension (mm)

