




ETA-USA

HIGH QUALITY SWITCHING POWER SUPPLIES

AC/DC SWITCHING POWER SUPPLY
AC INPUT 85~264V
2 CHANNELS OUTPUT
10 WATTS

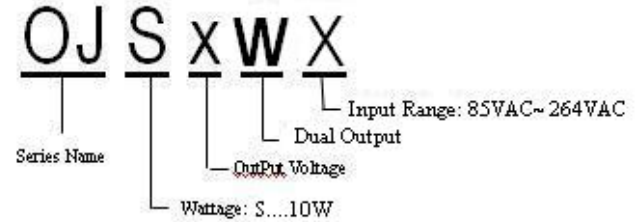


Dimension: W36×L78×H22mm



OJS-WX SERIES

General Description



Input

Input Voltage:	AC100-240V (DC130-320V)
Input Range:	AC85-264V (DC110-370V)
Input Current:	0.3-0.13A
Frequency:	50/60Hz
Input Frequency Range:	47-440Hz
Phase:	Single
Inrush Current: *1	20A (typical) at AC100V/48A (typical) at AC240V
Leakage Current:	45uA (typical) at Ta=25C and AC100Vin, 50Hz (measured by Yokogawa type-3226 1K Ohm/0.1uF)

Output Characteristics		Models			
		OJS22WX		OJS23WX	
Output Voltage	Vdc	+12	-12	+15	-15
Output Current	A	0.45	0.45	0.35	0.35
Voltage Tolerance	V	±0.24		±0.3	
Voltage Adjust Range		not available			
Ripple and Noise(max.) *3	mVpp	200		250	
Regulation					
a. Static Line Regulation	mV	96	96	120	120
b. Static Load Regulation *4	mV	±1600	±1600	±2000	±2000
Maximum *5		±540	±540	±675	±675
Maximum *6		±108	±108	±135	±135
c. Temperature Coefficient *7		0.03 [%/°C] Max			
e. Drift(maximum) *8		75		90	
f. Dynamic Load Regulation (typ.) *9		±540		±675	
g. Recovery Time	mV	20mS (typical)			
Rise up time	mS	200mS(maximum) at 25C and rated input/output			
Hold up time *10	mS	20mS(typical) at 25C and rated input/output			
Efficiency	*2	%	72		72





ETA-USA

HIGH QUALITY SWITCHING POWER SUPPLIES

Environmental Specification	
Operating Temperature	-10 to 50°C at full load -10 to 71°C (refer to derating curve)
Operating Humidity	20-90%/RH (non-condensing)
Storage Temperature	-20 to +85°C
Storage Humidity	20 to 90%/RH (non-condensing)
Withstanding Voltage	Primary-Secondary AC3,000V for 1minute at 10mA Primary-Frame Ground AC2,500V for 1minute at 10mA Primary-Secondary-Frame Ground 100MOhm (minimum) by DC500V insulation tester
Isolation Resistance	Primary-Secondary-Frame Ground 100MOhm (minimum) by DC500V insulation tester
Vibration	5-10Hz:10mm double amplitude, 10-55Hz:19.6m/s ² , for 60minutes each along X,Y,Z axes (non-operating)
Shock	196m/s ²
Cooling	Convection
Functions	
Over current Protection *11	Foldback/Current Limiting with automatic recovery
Over voltage Protection	Not available
Remote Sense	Not available
Trimming of output voltage	Not available
Line Conducted Noise	Built to meet FCC Part15-B Class A Built to meet VCCI Class B
Safety	UL: UL60950 C-UL: CSA C22.2 No. 60950 (AC100V)
Weight [g] (typical)	Open board type:35g
MTBF [H]	1'000'000
Frequency [kHz] (typical)	64.4-372kHz (load 0 to 100%, input AC85 to 264V), 77/160kHz at rated input/output
Dimension [mm]	W36×L78×H22mm

Conditions:

- *1 cold start
- *2 at DC130V input, rated output and 25C
- *3 measured by a bayonet probe at the output connector at a 0 to 100MHz bandwidth
- *4 at AC100/200V when output current changed from 0mA to rated current keeping the current of other output less than 10% of rated current
- *5 at AC100/200V when output current changed from 0mA to rated current keeping the current of other output more than 10% of rated current
- *6 at AC100/200V when output current of both channels changed from 0mA to rated current synchronously
- *7 at -10 to +71°C
- *8 only for 7hours from 1hour after switch-on at 25C and rated input/output
- *9 when output current changed rapidly between 25% and 75% of rated current at rated input
- *10 at AC100V input, 70% of rated output current of both channels
- *11 for short period



ETA USA

16170 Vineyard Blvd. Suite 180, Morgan Hill, CA 95037
Phone: 1-800-ETA-POWR, (408) 404-1685 Fax: (408) 779-2753

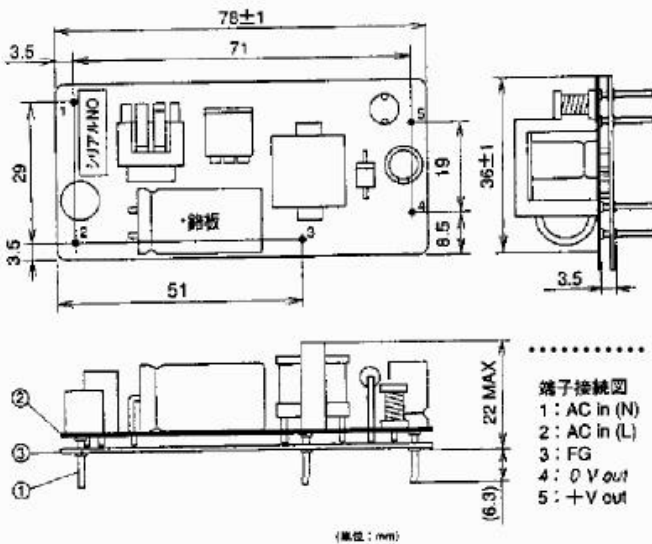
Visit us at: www.eta-usa.com
email at: sales@eta-usa.com



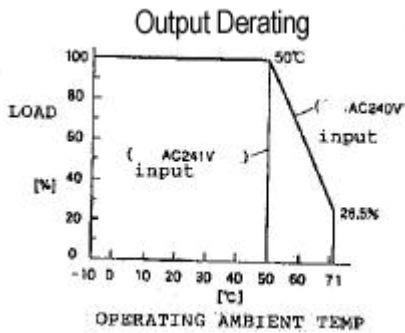
ETA-USA

HIGH QUALITY SWITCHING POWER SUPPLIES

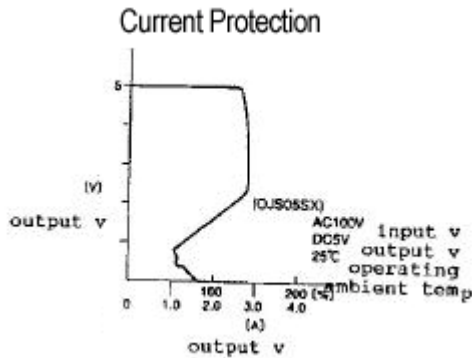
DIMENSION DIAGRAM (mm)



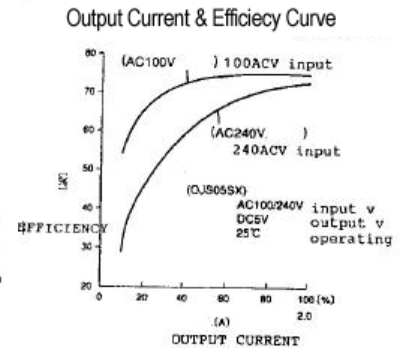
DERATING CURVE



OCP CURVE



EFFICIENCY CURVE



BLOCK DIAGRAM

