



ETA-USA

HIGH QUALITY SWITCHING POWER SUPPLIES

AC/DC SWITCHING POW
SUPPLY (AC FRONT EN
EFY Series

EFY350SX AC/DC

Input Characteristic	
Rated Voltage [V]	AC100 - 240
Input Current [A]Typ. *1	9.0 - 3.6
Input Range [V]	AC85 ~ 264
Input Frequency [Hz]	50 - 60
Input Frequency Range [Hz]	45 ~ 65
Phase	1
Inrush Current [A] Typ.	30 - 60
Efficiency [%]Typ. *1	93 - 97
Power Factor Typ.	0.99 - 0.96
Output Characteristic	
Rated Output Voltage [V]	370
Rated Output Current [A]	2.1
Voltage Adjustment	Not available
Ripple and Noise [Vp-p]Max.	40
Regulation	
a. Line Regulation [V]Max.	2
b. Load Regulation [V]Max.	2
c. Temp. Coefficient [mV/°C]	1.5
d. Drift [mV]Max.	Not specified
e. Dynamic Load Reg. [mV]Typ.*2	Not specified
f. Recovery Time	Not specified
Rise-Up Time	Not specified
Hold-Up Time	Not specified
Attached Function	
Over Current Protection	Not Available
Over voltage Protection	Built In (Auto recovery)
Remote Sense	Not Available
Remote Control	Not Available
Power Fail	Not Available
Power Factor Correction	Available
Environment	
Operating Temperature	-10~50[°C] (at 100% load)
Operating Humidity	20 ~90[%RH]
Storage Temperature	-20 ~ 85[°C]
Storage Humidity	20 ~ 90[%RH]
Withstanding Voltage	Primary-Frame Ground AC2500V 1minute (Sens Current 20[mA])
Isolation Resistance	P-FG 100[MΩ]Min. DC500[V]
Vibration	5 ~ 10[Hz] 10[mm], 10 ~ 55[Hz] 2[G] 20minute/cycle X,Y,Z Axes
Shock	30[G]
Cooling	Convection cooling (Limited by Input and Load condition)
Leak Current	1.0 [mA]Max
EMI	Line conduction noise EN55022 Class A
Harmonic Current	IEC 61000-3-2
Safety	Expect to Apply for UL : UL60950 C-UL: CSA C22.2 No.950
Weight [g]	800
MTBF [H]	227,000 Min. (by EIAJ RCR-9102)
Frequency [kHz]Typ.	100
Dimension [mm]	96(w)×170(d)×38(h) not include input and output terminal



ETA-USA

HIGH QUALITY SWITCHING POWER SUPPLIES

Outline Drawing EFY350SX



*1 : at Rated Input and Rated Output

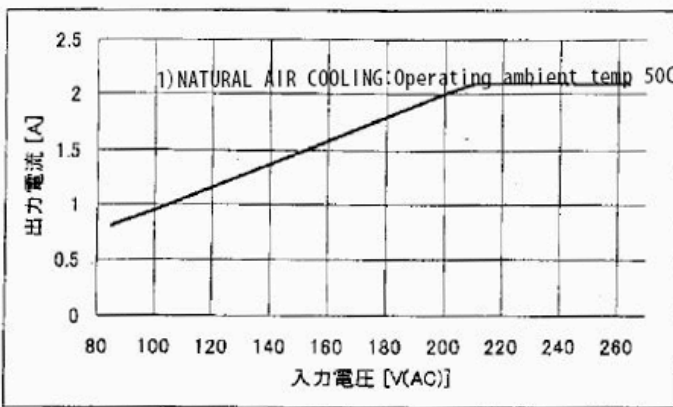
*2 : at Output current quick change 25% to 75%

DERATING CURVES FOR EFY350SX

1 2. 出力デレージング条件 EFY370SX DERATING CONDITIONS

(1) 自然空冷

周囲温度 50℃、自然対流のみ、伝導放熱なしの場合



(参考: 入力電流が 4[A]となる状態)

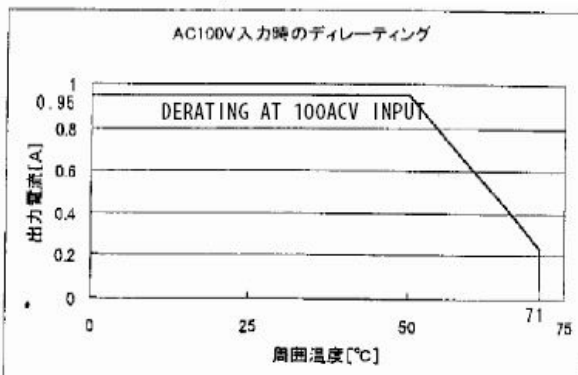
Output V

Input V

(2) 自然空冷

AC100 [V] 入力

Natural air cooling



OUTPUT CURRENT



ETA USA



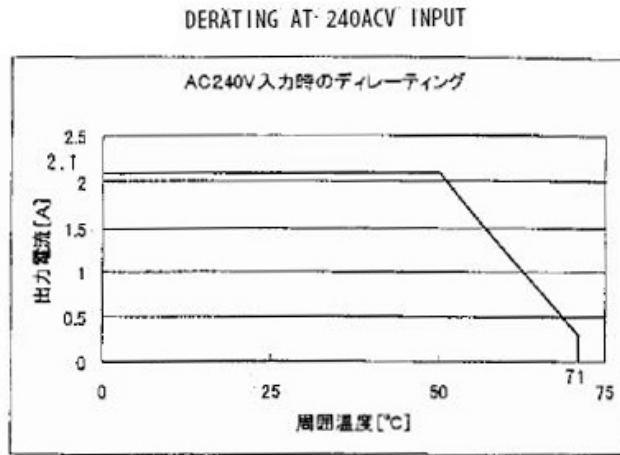
ETA-USA

HIGH QUALITY SWITCHING POWER SUPPLIES

NATURAL AIR COOLING

(3) 自然空冷
AC240[V] 入力

OUTPUT CURRENT

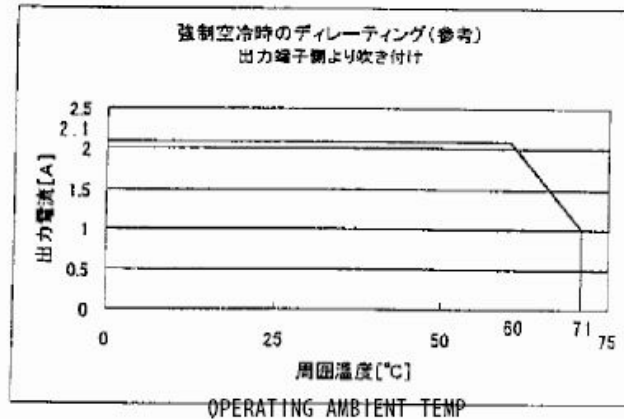


OPERATING AMBIENT TEMP

(4) 強制空冷 (参考例)

8[Cm]角のDCファン (37CFM程度) を出力端子側より2[Cm]離して設置し、
本体に吹き付ける風向で運転。

OUTPUT CURRENT



OPERATING AMBIENT TEMP

