



OGS10-2448

10W



FEATURES

- 1:4 Wide Range Input DC18-72V
- Isolated Model(AC500V)
- 2 Mounting Type Slectable (DIP/SMD)
- Single/Dual Output
- 60% max. Downsizing Compare with Existing Model
- Non: DIP type
- X: SMD type
- **Isolated Power Supply**



MODEL/CHANNEL		Unit	OGS10-03-2448	OGS10-05-2448	OGS10-12-2448	OGS10-15-2448	OGS10-24-2448	OGS10-48-2448
OUTPUT (Single)	Output Voltage	Vdc	3	5	12	15	24	48
	Output Current	A	2	2	1	0.8	0.45	0.22
	Output Voltage Deviation	V	3.201-3.399	4.85-5.15	11.64-12.36	14.55-15.45	23.28-24.72	46.56-49.44
	Line Regulation	mV	25	25	60	75	120	240
	Load Regulation	mV	40		60	75	120	240
	Ripple and Noise	mVp	120; -20~55°C max.			150; -20~55°C max.		
			200; -40~20°C max.					
	Temp. Effect max. -40~55°C	mV	94	143	342	428	684	1368
	Drift	mV	45	45	75	90	135	255
	Dynamic Line Regulation	mV	±200	±200	±450	±450	±750	±960
Dynamic Load Regulation	mV	±200	±200	±450	±450	±750	±960	
MODEL/CHANNEL		Unit	OGS10-±12-2448			OGS10-±15-2448		
OUTPUT (Dual)	Output Voltage	Vdc	±12			±15		
	Output Current	A	0.45			0.35		
	Ripple and Noise(max.) *3	mVp	150; -20~55°C max.					
			200; -40~20°C max.					
	Output Voltage Deviation	V	11.64-12.36			14.55-15.45		
	Line Regulation	mV	60			75		
	Load Regulation	mV	60			75		
	Temp. Effect max. -40~55°C	mV	342			428		
	Drift	mV	75			90		
Dynamic Line Regulation	mV	±360			±450			
Dynamic Load Regulation	mV	±360			±450			
INPUT	Input Voltage	V	18~72V					
	Input Current; 5V Op Model	A	1.02 (12V Input); 0.53 (24V Input)					
	Efficiency; 5V Op Model	%	5V~24V 81 (12V Input) 78 (24V Input)					
Protection	Over Current Protection	A	Auto recover. Fold back type Operate > 105% Rated Output Current					
	Parallel Operation	-	Not available (Only N+1 operation with Diode)					
	Series Operation	-	Not available (Possible with diode connection)					



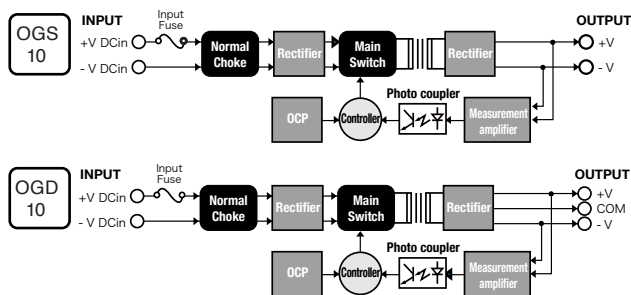


MODEL/CHANNEL		Unit	
Environment	Operating Temperature	°C	-40~+85°C(100% load till 55°C) See Temperature Derating Curve
	Operating Humidity	%	20~+95% (Non-condensation)
	Storage Temperature	°C	-40~+100°C
	Withstand Voltage	%	20~ 95% (Non-condensation) Primary-Secondary AC500V 1 minute Sense Current = 10mA
	Vibration	-	DC500V 50MΩ min.
	Shock Test	-	10~55Hz 98m/s ² (10G) 3 minutes cycle, 60 minutes per axis for all X, Y, Z direction 490.3m/s ² X, Y, Z axis
Dimension	Size(WxHxD) / Weight	mm/g	21W×42.8L×11H/7g
PCB Information		Unit	
	Base Tolerance	mm	±0.5mm
	Material of the PIN	-	C2680R-1/2H
	PCB Material	-	FR-4
	PCB Thickness	-	t=0.8mm
	Thickness of PIN	-	0.2±0.1

- Label is not include on the Height
- Use the adsorption place on the transformer when using auto mounting machine for SMD type.
- Unit will break when setting the bottom dead center of the adsorption nozzle too low.

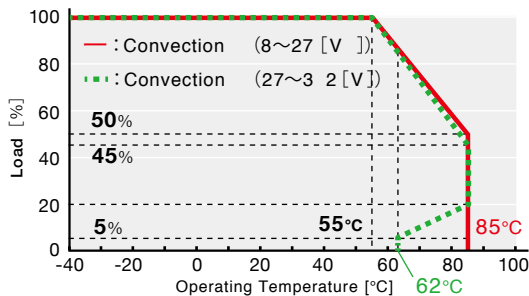
Block Diagram

10W



Temperature Derating Curve

10W



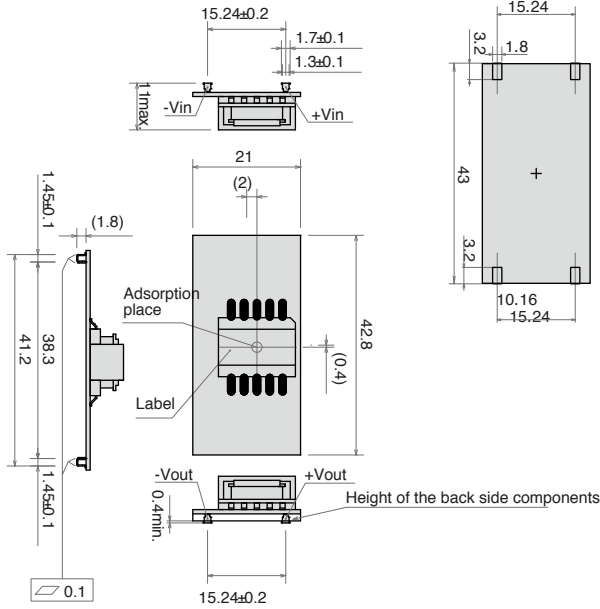


Dimension Diagram (mm)

10W

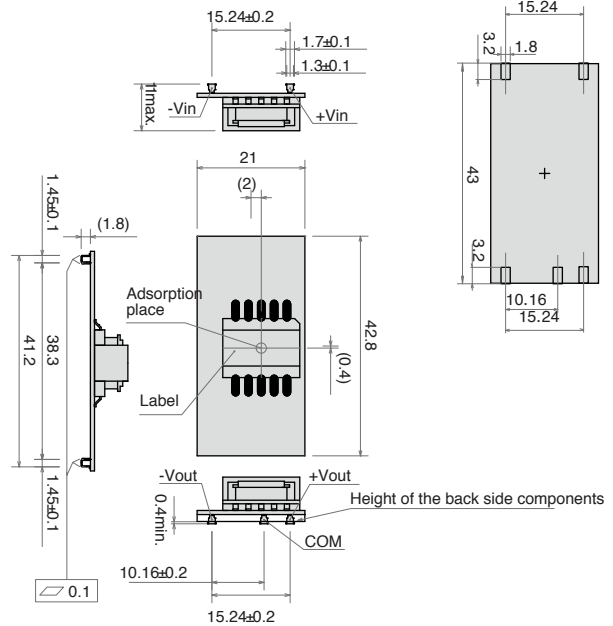
OGS (Single output) / SMD type (suffix "-X")

Recommended process drawing (TOP VIEW)

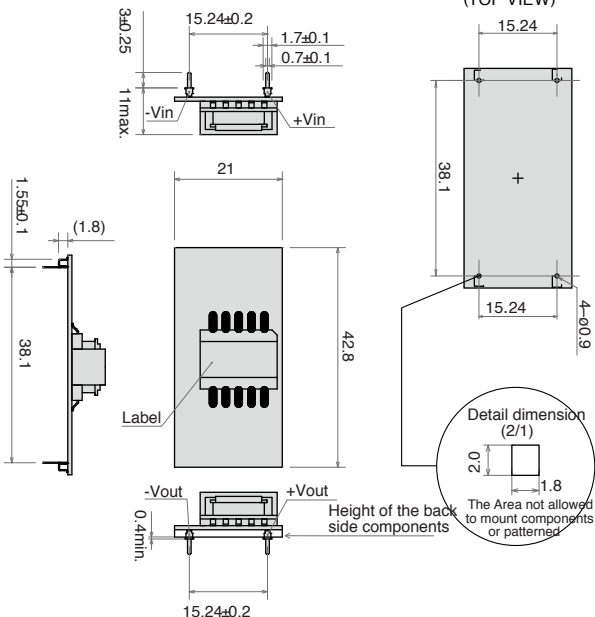


OGD (Dual output) / SMD type (suffix "-X")

Recommended process drawing (TOP VIEW)



Recommended process drawing (TOP VIEW)



OGD (Dual output) / DIP type

Recommended process drawing (TOP VIEW)

