




OBR-SA

6W Open Frame



FEATURES:

OB-Series AC/DC Switching Power Supplies are designed and built to be installed right onto the user's printed circuit board like a piece of "patch-work". They are small, light in weight and cost effective.

- PCB Mountable
- Small, Light Weight
- High Efficiency
- Cost effective
- Output Voltage adjustable
- Over Voltage Protection
- EMI: complies to FCC/B
- Safety: UL 1950, CSA 950(C-UL) approved



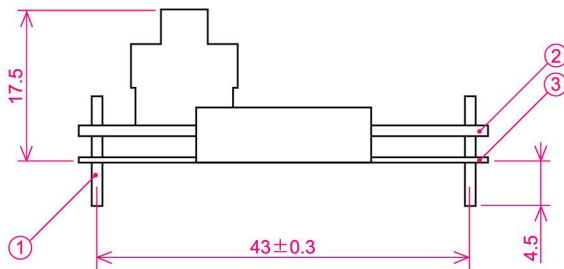
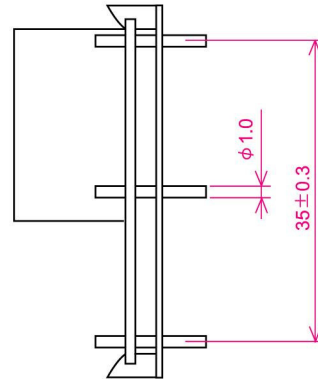
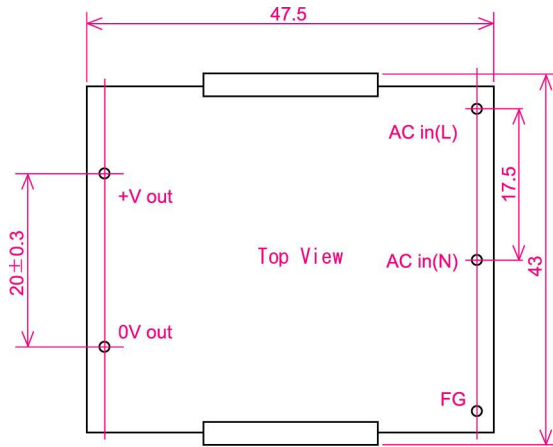
MODEL/CHANNEL		Unit	OBR22WA-U	OBR23WA-U
OUTPUT	Output Voltage	Vdc	±12	±15
	Output Current	A	0.25	0.2
	Voltage Tolerance	V	±0.24	±0.3
	Ripple and Noise(max.)*3	mV	100mVp-p MAX	
	Regulation			
	a. Static Line Regulation max.	mV	60	75
	b. Static Load Regulation max.	mV	1.2*4, ±480*5, 60*6	1.5*4, ±600*5, ±75*6
	c. Temperature Coefficient *7	mV	≤0.03%/°C	
	Drift max. *8	mV	75	90
Dynamic Load Reg. typ.*9	mV	±480	±600	
f. Recovery Time *9	mS	20ms (Typ.)		
g. Rise Time	mS	100mS(maximum) at rated input/output		
h. Hold Up Time	mS	20mS(typical) at rated input/output		
INPUT	Input Voltage	Vac	AC 115 V[DC 132 V]	
	Input Voltage Range	Vdc	AC85~132V [DC110-175V]	
	Input Current	A	0.2	
	Input Frequency	Hz	50/60Hz	
	Input Frequency Range	Hz	47-440Hz	
	Inrush Current *1	A	18A(maximum) at AC100V	
	Efficiency (typical) *2	[mA]	78	79
Protection	Short circuit protection	[V]	Fold back/current limiting with automatic recovery at discontinuous short circuit conditions	
	Over Voltage Protection	[A]	Not Available	
Environmental Agencies	EMI(Electromagnetic Interference)	-	Built to meet FCC Part15-B Class B	
	EMC Standards	-	UL 1950	C-UL: CSA 22.2 Built to meet VCCI Class A
Environment	Operating Temperature	-	-20~+71°C	
	Operating Humidity	-	30~85%RH(non-condensing)	
	Shock	-	294m/s^2	
	Cooling	-	Convection	
Dimension	Size(WxHxD) / Weight	mm/g	43Wx47.5Lx18.5H [mm] /open board type:27g[unit with chassis/cover:30g]	





Dimension Diagram (mm)

6W Open Frame



- ① 1.0DIA PIN Material:BsB 2700 1/2H
Copper Plating 1~3 μ m
Solder Plating 3~8 μ m
 - ② Double-sided PCB FR4t=1.0
 - ③ Insulator UL94V2
- * Tolerance ± 0.5





Model Diagram

	MODEL/CHANNEL	Unit	OBR22WA-U	OBR23WA-U
Environment	Storage Humidity	-	20~90%RH(non-condensing)	
	Withstanding Voltage	-	Primary-Secondary AC2,000V for 1minute Primary-Frame Ground AC2,000V for 1minute Secondary-Frame Ground AC500V for 1minute	
	Vibration	-	5-10Hz:10mm double amplitude,10-55Hz:19.6m/s ² ,20minutes' period for 60minutes each along X,Y,Z axes(non-operating)	
	Isolation Resistance	-	Primary-Secondary-Frame Ground 50MΩ(minimum) by DC500V insulation tester	
Other Spec.	Leakage Current(typ.)	-	40uA at AC100V input	
	MTBF [H] *9	-	1,000,000	

Dimension Diagram

