



ETA-USA

HIGH QUALITY SWITCHING POWER SUPPLIES

AC/DC SWITCHING POWER SUPPLY
SINGLE CHANNEL OUTPUT
40 WATTS
UNIVERSAL INPUT

OBH40S SERIES

General Description



Features

1. Regulated Output
2. Fully Encapsulated
3. Low ripple and noise
4. PCB Mountable
5. Over power, short circuit, over voltage protection, over temperature protection
6. Isolation Class II
7. Small size

Options

Screw Terminal (add suffix "-S")



Application

Broad needs

Input

Input Voltage Range:	AC90~264V (or 120~375VDC)
Input current:	860mA max (115VAC), 460mA max (230VAC)
Frequency Range:	47~440 Hz
Inrush Current: *1, *4	30A (max.) at AC115VAC 50A (max.) 230VAC





ETA-USA

HIGH QUALITY SWITCHING POWER SUPPLIES

Output Characteristic	Unit	Models					
		OBH40S-3.3	OBH40S-5	OBH40S-9	OBH40S-12	OBH40S-15	OBH40S-24
Output Voltage	Vdc	3.3	5	9	12	15	24
Output Current	mA	8000	8000	4444	3333	2666	1667
Ripple & Noise(max)	mVpp	50mV	1% of Vo				
Voltage Accuracy		±2%					
Capacitive Load (max)	uF	60000	40000	7200	8600	6600	1400
Hold up time	mS	10 minimum					
Switching Frequency	kHz	132					
Minimum Load	%	1%					
Regulation							
a. Line Regulation [max]		±0.5%					
b. Load Regulation	mV	±1%					
c. Temperature Coefficient	/°C	±0.01% /°C					

Efficiency	*1	%	76	81	83	84	83	83
-------------------	-----------	----------	-----------	-----------	-----------	-----------	-----------	-----------

Conditions:

- *1 Rated input and Rated output
- *2 at Output current quick change 25% to 75%
- *3 At 100% load (convection cooling)
- *4 Cold start at 25 °C Ambient temp.



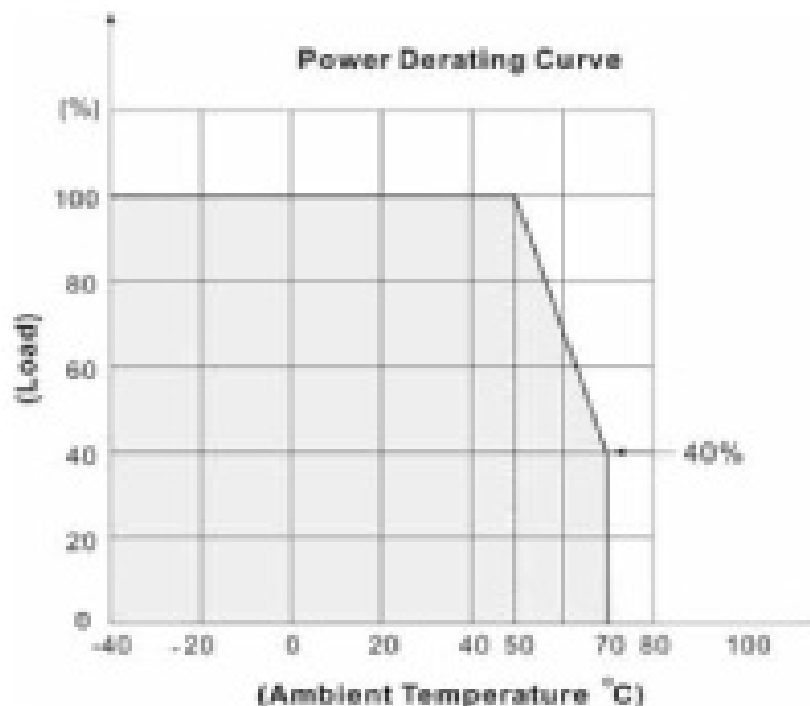


ETA-USA

HIGH QUALITY SWITCHING POWER SUPPLIES

Environmental Specification	
Operating Temperature*3	-40 to +70 °C with derating, case temperature 95°C max
Storage Temperature	-40 to +100 °C
Humidity	95% RH max
Isolation Voltage	3000V Input-Output
Leakage Current	750μA max
Cooling	Convection
MTBF	200,000 hours to 400,000 hours at 25°C
Enclosure Material	Plastic Resin with Fiberglass (flammability meeting UL 94V-0)
Environmental Agencies	
Line Conducted Noise [EMI]	Built to meet EN55022-B
Noise immunity	EN 55024
Safety	CE, cUL, UL
Function/Protection	
Over Power Protection	Above 105% rated output power
Over voltage Protection	Zener diode clamp
Short circuit Protection	Hiccup mode, indefinite (automatic recovery)
Over Temperature Protection	up to 100°C
Mechanical	
Dimension [mm]	63.5W × 89.0L × 25.0H ±0.5
Weight [g] (typical)	280

Derating Curves



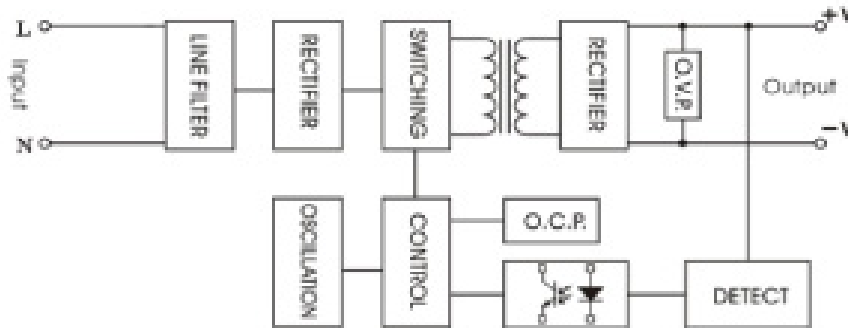


ETA-USA


HIGH QUALITY SWITCHING POWER SUPPLIES

Block Diagram

Single Output



Mechanical Dimensions



PIN#	SINGLE	Dual	5S/12S 5S/24S	Triple
1	AC IN (L)	AC IN (L)	AC IN (L)	AC IN (L)
2	AC IN (N)	AC IN (N)	AC IN (N)	AC IN (N)
3	+DC OUT	+DC OUT	+OUT2	+DC OUT
4	NO PIN	NO PIN	+OUT1	+5V
5	-DC OUT	COMMON	+OUT2 RTN	COMMON
6	NO PIN	NO PIN	+OUT1 RTN	+5 RTN
7	NOCONNECT	-DC OUT	NO PIN	-DC OUT






ETA-USA

HIGH QUALITY SWITCHING POWER SUPPLIES


"-S1"

PIN#	Single	Dual	5S/12S 5S/24S	Triple
1	NOCONNECT	NOCONNECT	NOCONNECT	NOCONNECT
2	AC IN (L)	AC IN (L)	AC IN (L)	AC IN (L)
3	AC IN (N)	AC IN (N)	AC IN (N)	AC IN (N)
4	+DC OUT	+DC OUT	+OUT2	+DC OUT
5	NOCONNECT	NOCONNECT	+OUT1	+5V OUT
6	-DC OUT	COMMON	+OUT2 RTN	COMMON
7	NOCONNECT	NOCONNECT	+OUT1 RTN	+5V RTN
8	NOCONNECT	-DC OUT	NOCONNECT	-DC OUT



"-S3"

PIN#	Single	Dual	5S/12S 5S/24S	Triple
1	AC IN	AC IN	AC IN	AC IN
2	+DC OUT	+DC OUT	+OUT2	+DC OUT
3	NOCONNECT	NOCONNECT	+OUT1	+5V OUT
4	-DC OUT	COMMON	+OUT2 RTN	COMMON
5	NOCONNECT	NOCONNECT	+OUT1 RTN	+5V RTN
6	NOCONNECT	-DC OUT	NOCONNECT	-DC OUT



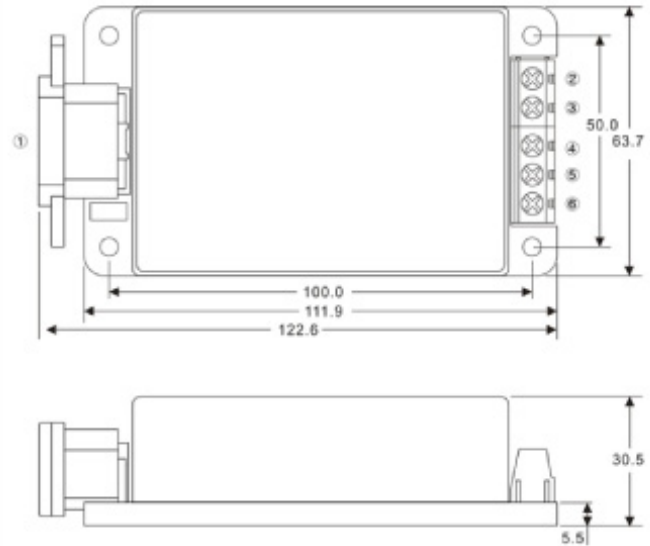


ETA-USA

HIGH QUALITY SWITCHING POWER SUPPLIES

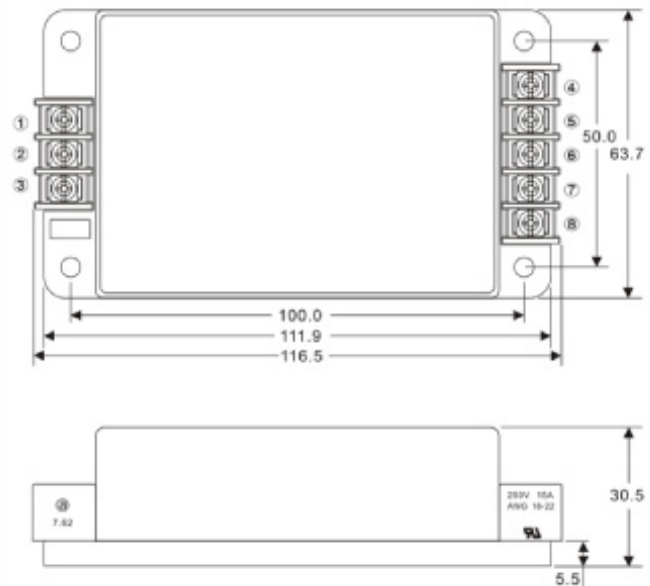
"-S4"

PIN#	Single	Dual	5S/12S 5S/24S	Triple
1	AC IN	AC IN	AC IN	AC IN
2	+DC OUT	+DC OUT	+OUT2	+DC OUT
3	NOCONNECT	NOCONNECT	+OUT1	+5V OUT
4	-DC OUT	COMMON	+OUT2 RTN	COMMON
5	NOCONNECT	NOCONNECT	+OUT1 RTN	+5V RTN
6	NOCONNECT	-DC OUT	NOCONNECT	-DC OUT



"-S2"

PIN#	Single	Dual	5S/12S 5S/24S	Triple
1	NOCONNECT	NOCONNECT	NOCONNECT	NOCONNECT
2	AC IN (L)	AC IN (L)	AC IN (L)	AC IN (L)
3	AC IN (N)	AC IN (N)	AC IN (N)	AC IN (N)
4	+DC OUT	+DC OUT	+OUT2	+DC OUT
5	NOCONNECT	NOCONNECT	+OUT1	+5V OUT
6	-DC OUT	COMMON	+OUT2 RTN	COMMON
7	NOCONNECT	NOCONNECT	+OUT1 RTN	+5V RTN
8	NOCONNECT	-DC OUT	NOCONNECT	-DC OUT



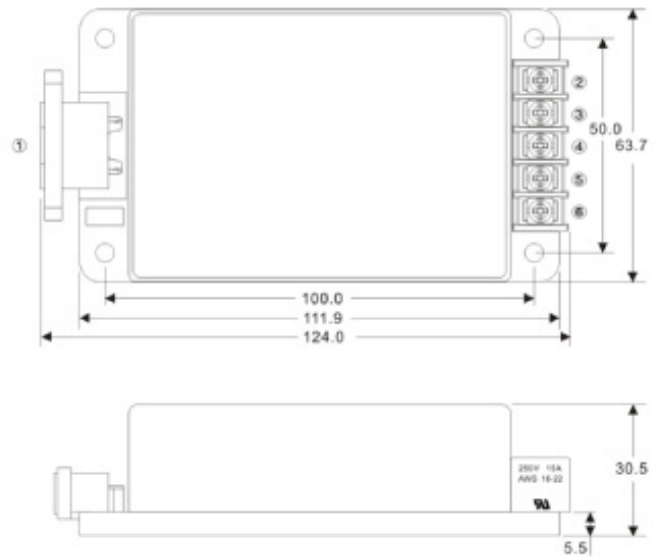


ETA-USA

HIGH QUALITY SWITCHING POWER SUPPLIES

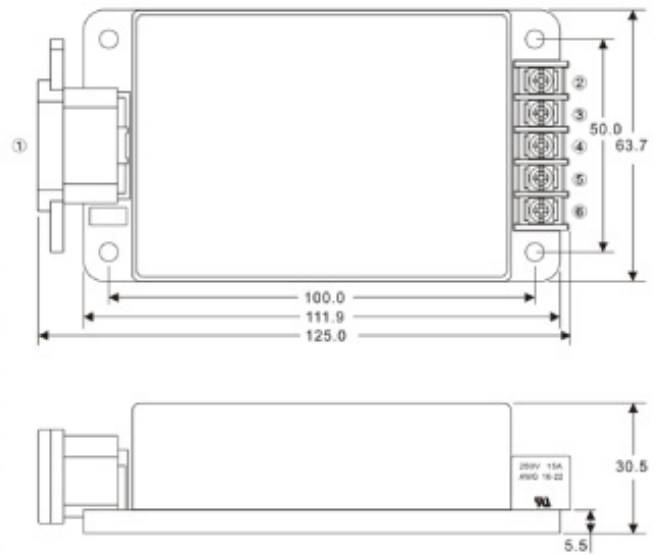
"-S5"

PIN#	Single	Dual	5S/12S 5S/24S	Triple
1	AC IN	AC IN	AC IN	AC IN
2	+DC OUT	+DC OUT	+OUT2	+DC OUT
3	NOCONNECT	NOCONNECT	+OUT1	+5V OUT
4	-DC OUT	COMMON	+OUT2 RTN	COMMON
5	NOCONNECT	NOCONNECT	+OUT1 RTN	+5V RTN
6	NOCONNECT	-DC OUT	NOCONNECT	-DC OUT



"-S6"

PIN#	Single	Dual	5S/12S 5S/24S	Triple
1	AC IN	AC IN	AC IN	AC IN
2	+DC OUT	+DC OUT	+OUT2	+DC OUT
3	NOCONNECT	NOCONNECT	+OUT1	+5V OUT
4	-DC OUT	COMMON	+OUT2 RTN	COMMON
5	NOCONNECT	NOCONNECT	+OUT1 RTN	+5V RTN
6	NOCONNECT	-DC OUT	NOCONNECT	-DC OUT



ETA USA
16170 Vineyard Blvd. Suite 180, Morgan Hill, CA 95037
Phone: 1-800-ETA-POWR, (408) 778-2793 Fax: (408) 779-2753

Visit us at: www.eta-usa.com
email at: sales@eta-usa.com