



ETA-USA

The Power Professionals

AOJS25

25W AC/DC



Features

- Inrush Current Limit
- Wide Input voltage range
- Universal input voltage or user selectable voltage
- Over voltage protection
- Overcurrent protection
- **3 Yr warranty**



MODEL/CHANNEL		Unit	AOJS25-3.3	AOJS25-5	AOJS25-9	AOJS25-12	AOJS25-15	AOJS25-24	AOJS25-48
OUTPUT	Nominal Voltage	V	3.3	5	9	12	15	24	48
	Current	A	6	5	2.8	2.1	1.7	1.1	0.57
	Rated Power	W	20	25	25	25	26	26	27
	Line Regulations	mV	17	25	45	60	75	120	240
	Load Regulations	mV	66	75	50	60	75	120	240
	Temperature Drift 0-50°C	mV	50	75	135	180	225	360	720
	Ripple & Noise(pk-pk)	mV	80	80	120	120	120	120	220
	Ripple	mV	50	50	100	100	100	100	180
	Turn-on Time typ.	ms	1500 max(AC IN 100V, Io=100%)						
Hold-up Time typ.	ms	14(AC IN 100V, Io 100%)							
INPUT	Voltage, Frequency	V	AC100-240V (AC88~264VAC), 50/60Hz(47-440) or DC240-370V (User selectable)						
	Current Typ. 110V	A	0.45	0.7					
	220V		0.3	0.4					
	Efficiency Typ. 110V	%	74	79	81	82	82	84	85
Inrush Current Typ.	A	15A(AC IN 110V, LO=100%, 30°C TYP) 30A(AC IN 220V, LO-100%, Cold Start)							
Function	Over Current Protection(*2)	A	Short Protection						
	Remote Sensing	-	Available						
	Remote ON.OFF	-	Available						
	Cooling / O.T.P	-	Convection cooling						
Electrical Isolation	(1) Input - Output	-	AC 3 KV 1min., cut-off: 20mA / DC 500V 100 MO						
	(2) Input - F.G	-	AC 1.5 KV 1min., cut-off: 20mA / DC 500V 100 MO						
	(3) Output - F.G	-	AC 0.5 KV 1min., cut-off: 100mA / DC 500V 100 MO						
Environment	Operating temp. & Humidity	-	-25 ~+70°C with derating. 20~90% RH (NON condensing)						
	Storage temp. & Humidity	-	-20~75°C. 20~90% RH (NON condensing)						
	Vibration	-	10~55Hz @ 1G 3 minutes PERIOD, 30 minutes along X, Y & Z axis						
Dimension	Size(WxLxH) / Weight	mm/g	79x51x28.5/200						
Safety	CB, CE, RU	-	Approved						
Emission	Conducted Emission	-	Complies with EN55022-B, FCC-B, EN 55011						



ETA-USA

16170 Vineyard Blvd. Suite 180 Morgan Hill, CA 95037 <http://www.eta-usa.com>
 Toll-free (US only): 800-ETA-POWR (800-382-7697) Telephone: 408 778-2793 FAX: 408-779-2753

©2014 ETA-USA All Rights Reserved

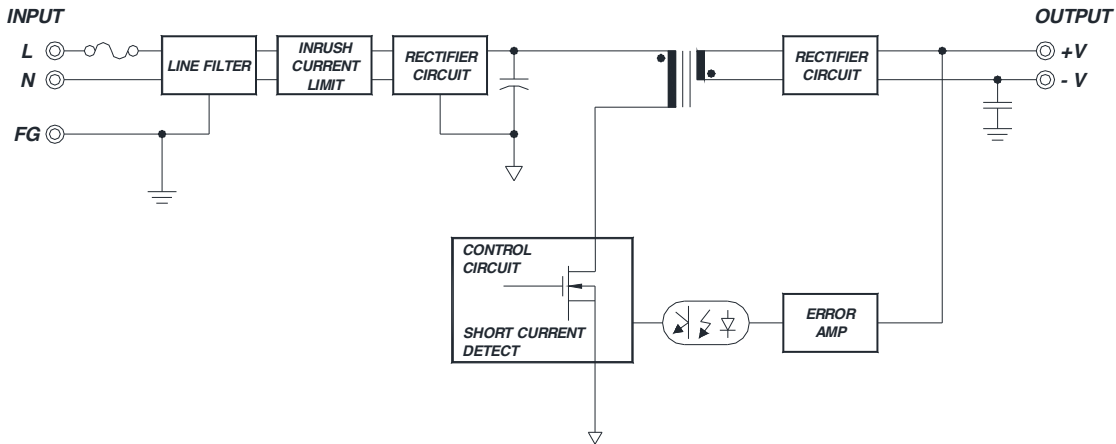
ETA-USA reserves the right to make changes to the products and specifications without prior notice. Please contact the factory for latest information.



ETA-USA

The Power Professionals

Block Diagram



Terminal Connection

Mark	Pin Connection	Function
L	AC L	SMPS AC Terminal (Fuse in Line)
N	AC N	SMPS AC Terminal
F.G	Frame ground	SMPS DC, CASE
+V	DC Output (+)	SMPS DC (+) Terminal
-V	DC Output (-)	SMPS DC (-) Terminal



ETA-USA

16170 Vineyard Blvd. Suite 180 Morgan Hill, CA 95037 <http://www.eta-usa.com>
Toll-free (US only): 800-ETA-POWR (800-382-7697) Telephone: 408 778-2793 FAX: 408-779-2753

©2014 ETA-USA All Rights Reserved

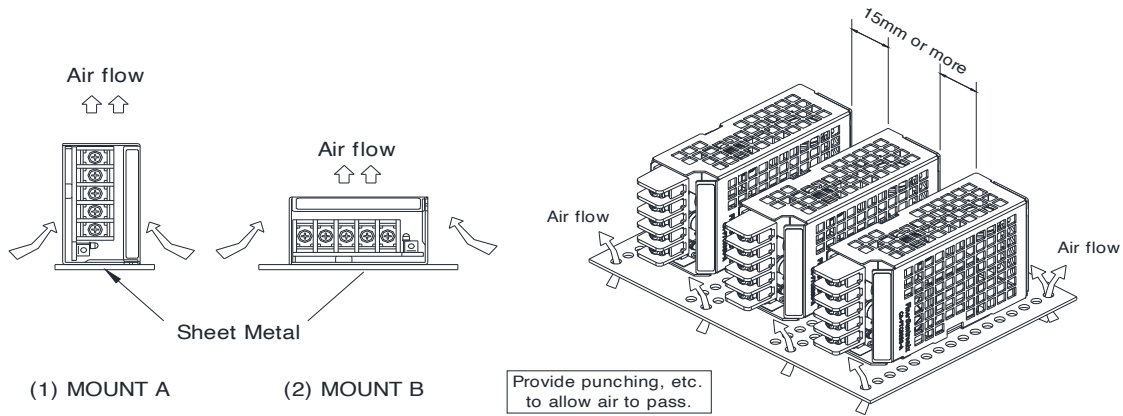
ETA-USA reserves the right to make changes to the products and specifications without prior notice. Please contact the factory for latest information.



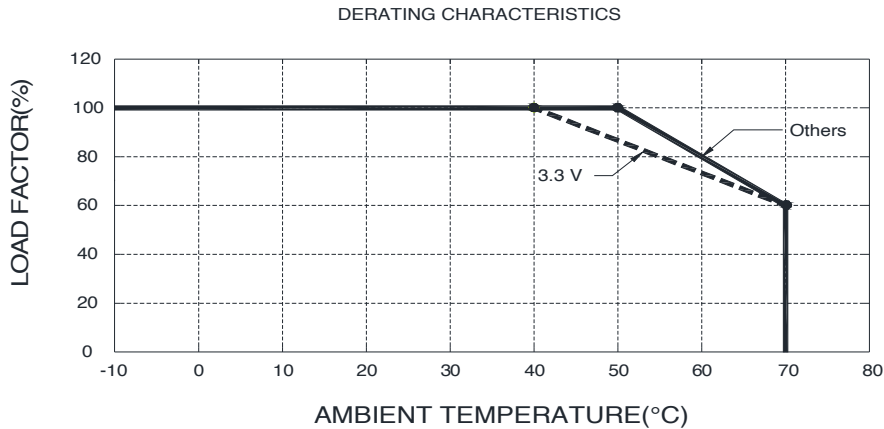
ETA-USA

The Power Professionals

Dimensional Diagram



Derating Curve



ETA-USA

16170 Vineyard Blvd. Suite 180 Morgan Hill, CA 95037 <http://www.eta-usa.com>
Toll-free (US only): 800-ETA-POWR (800-382-7697) Telephone: 408 778-2793 FAX: 408-779-2753

©2014 ETA-USA All Rights Reserved

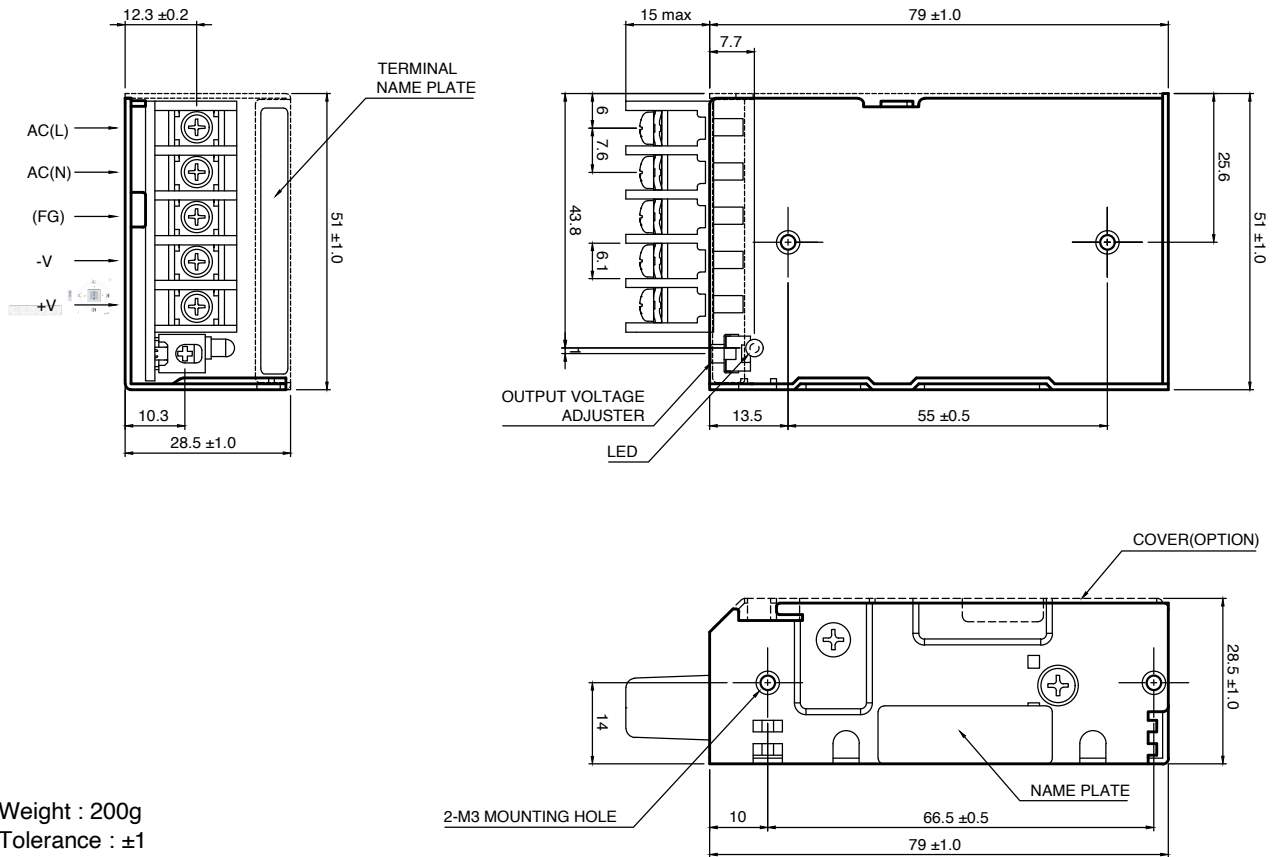
ETA-USA reserves the right to make changes to the products and specifications without prior notice. Please contact the factory for latest information.



ETA-USA

The Power Professionals

Dimensional Diagram



- * Weight : 200g
- * Tolerance : ± 1
- * Dimensions in mm



ETA-USA

16170 Vineyard Blvd. Suite 180 Morgan Hill, CA 95037 <http://www.eta-usa.com>
Toll-free (US only): 800-ETA-POWR (800-382-7697) Telephone: 408 778-2793 FAX: 408-779-2753

©2014 ETA-USA All Rights Reserved

ETA-USA reserves the right to make changes to the products and specifications without prior notice. Please contact the factory for latest information.